



# Adjustable Top Shelf Assembly

Roosevelt & Roosevelt Hydraulic Series

1. Position the shelf brackets over the pre-assembled screws and with the flat sides facing the ends of the shelf. Tighten the screws.




2. Slide the bracket forward so the shaft of the screw moves into the narrow part of the hole.



# Adjustable Top Shelf Assembly

Roosevelt & Roosevelt Hydraulic Series

3. Lift the shelf over the top of the uprights, then lower it into position.



4. Position the knob shaft over a depression in the back of the upright, then tighten gently.

